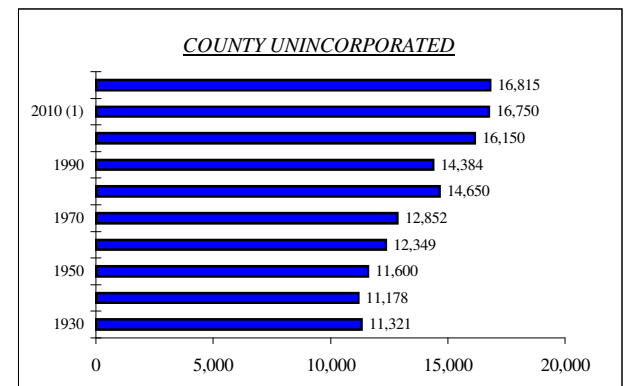
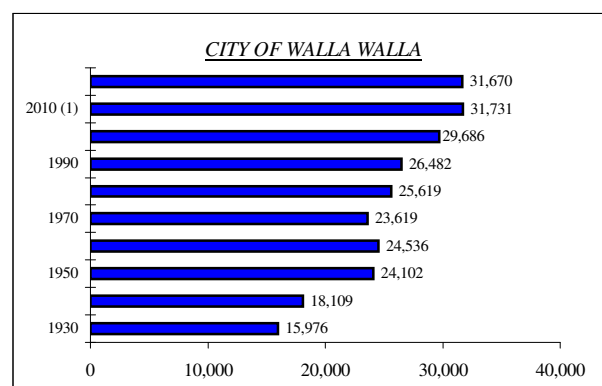
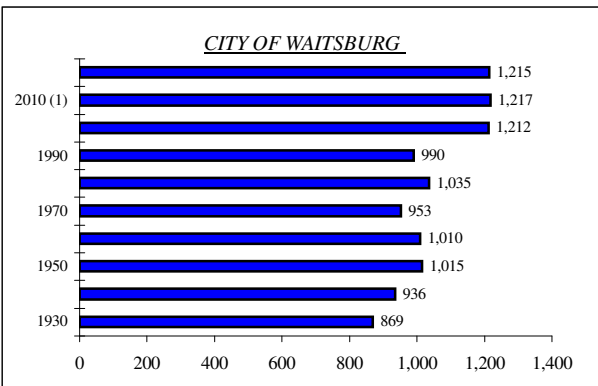
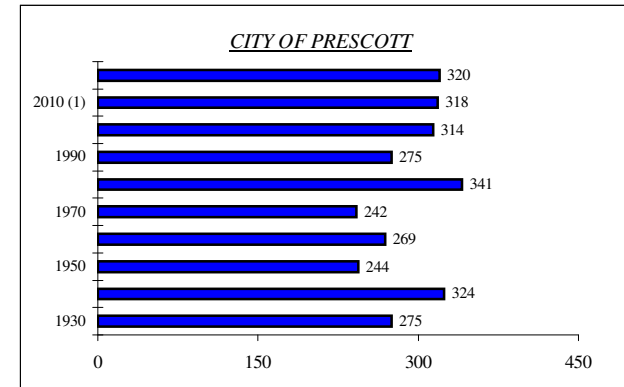
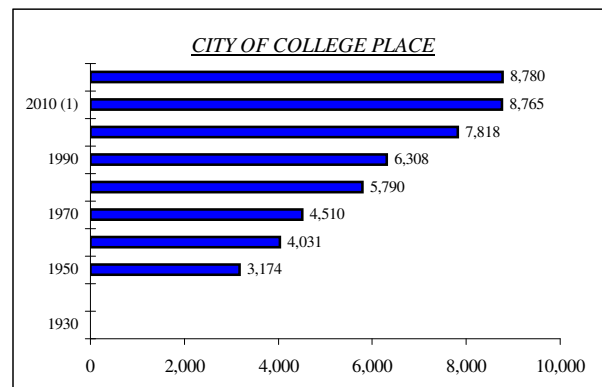
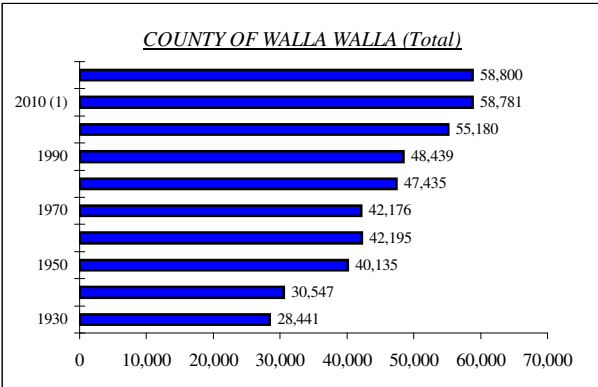


WALLA WALLA COUNTY POPULATION 1930 - 2011

	1930	1940	1950	1960	1970	1980	1990	2000	2010 (1)	2011 (2)
COUNTY OF WALLA WALLA (Total)	28,441	30,547	40,135	42,195	42,176	47,435	48,439	55,180	58,781	58,800
CITY OF COLLEGE PLACE	N/A	N/A	3,174	4,031	4,510	5,790	6,308	7,818	8,765	8,780
CITY OF PRESCOTT	275	324	244	269	242	341	275	314	318	320
CITY OF WAITSBURG	869	936	1,015	1,010	953	1,035	990	1,212	1,217	1,215
CITY OF WALLA WALLA	15,976	18,109	24,102	24,536	23,619	25,619	26,482	29,686	31,731	31,670
COUNTY UNINCORPORATED	11,321	11,178	11,600	12,349	12,852	14,650	14,384	16,150	16,750	16,815
% CHANGE IN COUNTY POPULATION	N/A	7.40%	31.39%	5.13%	-0.05%	12.47%	2.12%	13.92%	6.53%	0.03%



2010 Census Population figure for Burbank 3,291, Touchet 421, and Wallula 179

Population figures include prison population (approximately 2,300)

(1) 2010 Census Data

(1) OFM Estimate

Source: State of Washington, Office of Financial Management

Prepared by: Port of Walla Walla (509) 525-3100 (Updated 7/1/2011)