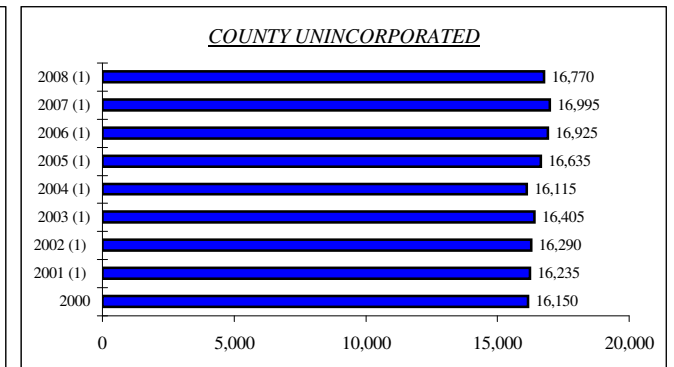
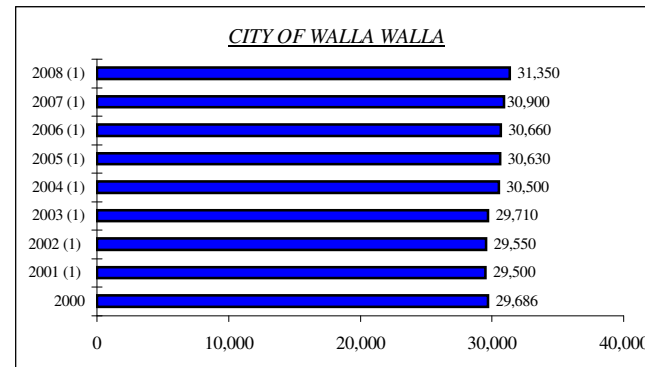
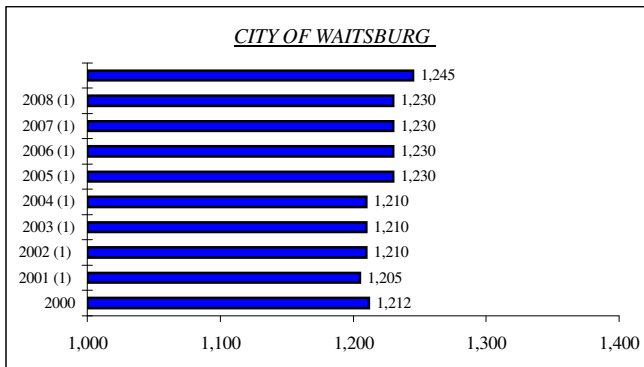
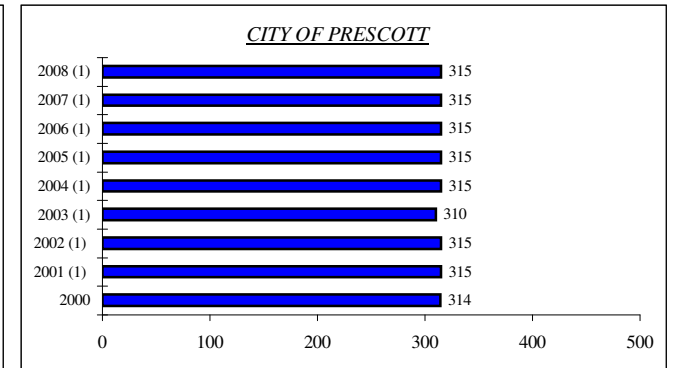
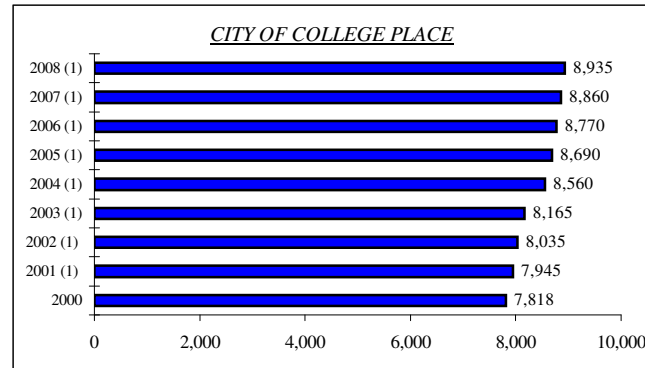
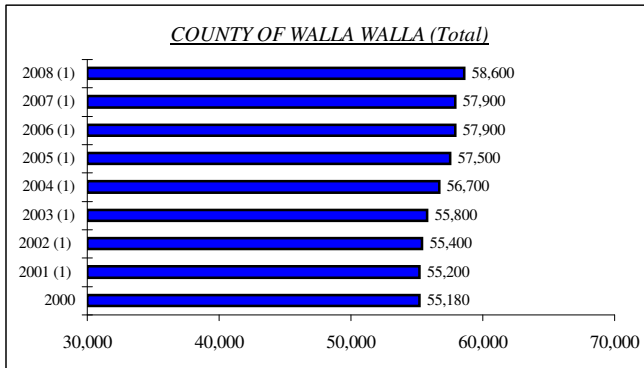




WALLA WALLA COUNTY POPULATION 2000 - 2009

	2000	2001 (1)	2002 (1)	2003 (1)	2004 (1)	2005 (1)	2006 (1)	2007 (1)	2008 (1)	2009 (1)	% Change
COUNTY OF WALLA WALLA (Total)	55,180	55,200	55,400	55,800	56,700	57,500	57,900	57,900	58,600	59,200	1.02%
CITY OF COLLEGE PLACE	7,818	7,945	8,035	8,165	8,560	8,690	8,770	8,860	8,935	9,035	1.12%
CITY OF PRESCOTT	314	315	315	310	315	315	315	315	315	320	1.59%
CITY OF WAITSBURG	1,212	1,205	1,210	1,210	1,210	1,230	1,230	1,230	1,230	1,245	1.22%
CITY OF WALLA WALLA	29,686	29,500	29,550	29,710	30,500	30,630	30,660	30,900	31,350	31,610	0.83%
COUNTY UNINCORPORATED	16,150	16,235	16,290	16,405	16,115	16,635	16,925	16,995	16,770	16,990	1.31%
% CHANGE IN COUNTY POPULATION	1.06%	0.04%	0.36%	0.72%	1.61%	1.41%	0.70%	0.00%	1.21%	1.02%	1.02%



2000 Census Population figure for Burbank 3,303, Touchet 396, and Wallula 197

Population figures include prison population (approximately

(1) Estimate from Office of Financial Management

Source: State of Washington, Office of Financial Management - Census 2000

Prepared by: Port of Walla Walla (509) 525-3100 (Updated 6/29/09)