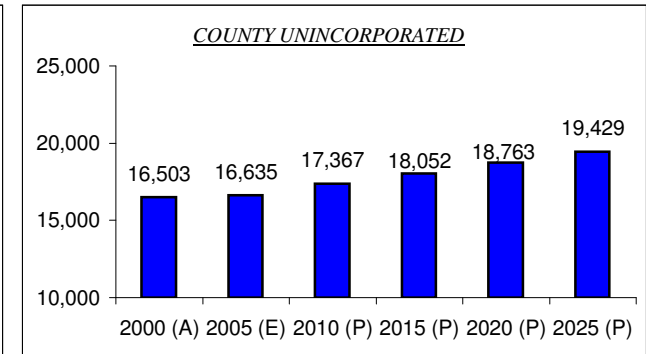
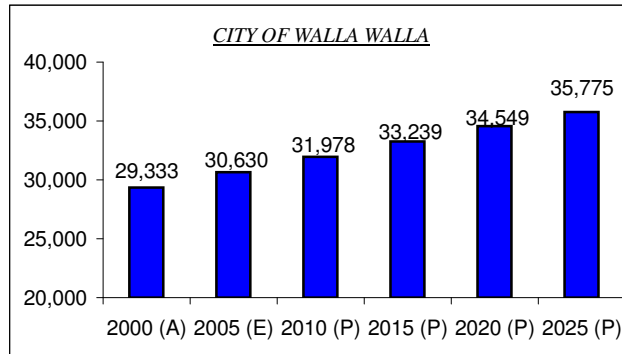
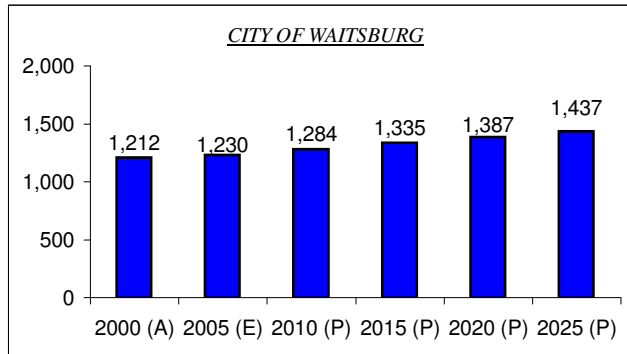
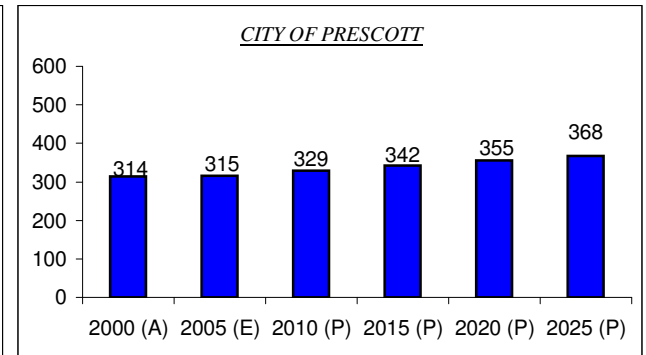
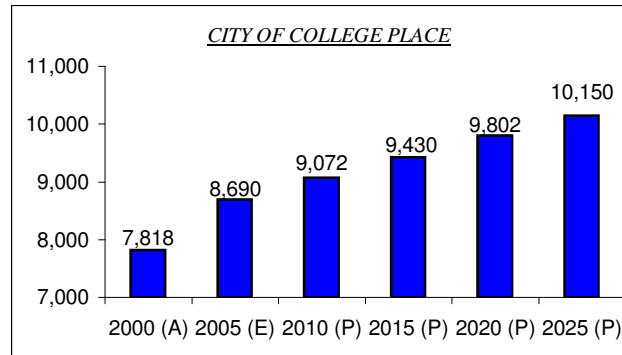
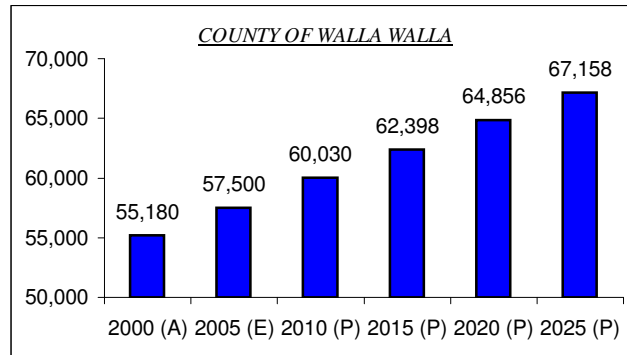


WALLA WALLA COUNTY POPULATION PROJECTIONS 2000 - 2025

	2000 (A)	2005 (E)	2010 (P)	2015 (P)	2020 (P)	2025 (P)
WALLA WALLA COUNTY TOTAL	55,180	57,500	60,030	62,398	64,856	67,158
CITY OF COLLEGE PLACE	7,818	8,690	9,072	9,430	9,802	10,150
CITY OF PRESCOTT	314	315	329	342	355	368
CITY OF WAITSBURG	1,212	1,230	1,284	1,335	1,387	1,437
CITY OF WALLA WALLA	29,333	30,630	31,978	33,239	34,549	35,775
COUNTY UNINCORPORATED	16,503	16,635	17,367	18,052	18,763	19,429
GROWTH COUNTY POPULATION PROJECTIONS	N/A	4.20%	4.40%	3.94%	3.94%	3.55%

(A) 2000 Census; (P) Office of Financial Management Projections - Intermediate Series

Assumptions: (1) Population growth is spread across each city with percentage of total County population from Census 2000 figures. (2) Does not include existing unincorporated populations that may be annexed into city limits, therefore actual city populations may increase as areas are annexed. (3) Some differences due to rounding.



2000 Census Population figure for Burbank 3,303, Touchet 396, and Wallula 197

Population figures include prison population (approximately 2,300)

(1) Estimate from Office of Financial Management

Source: State of Washington, Office of Financial Management - Census 2000

Prepared by: Port of Walla Walla (509) 525-3100 (Updated 1/18/04)