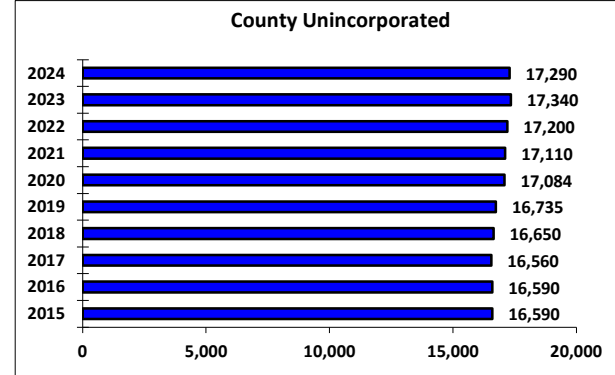
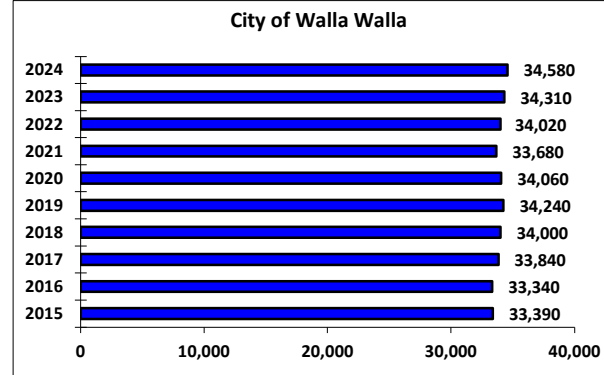
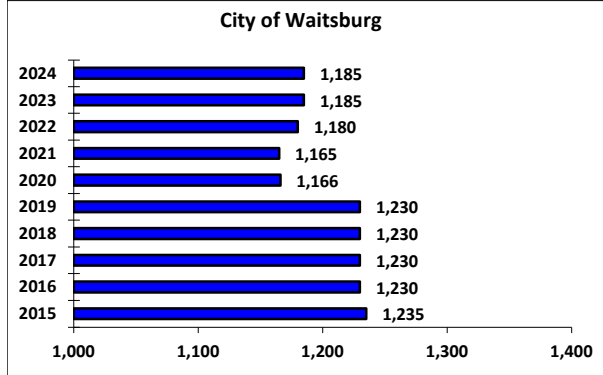
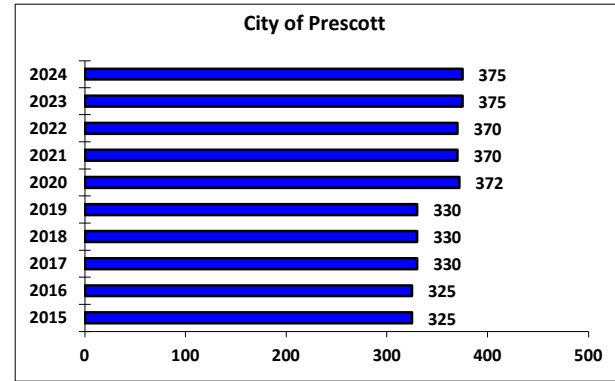
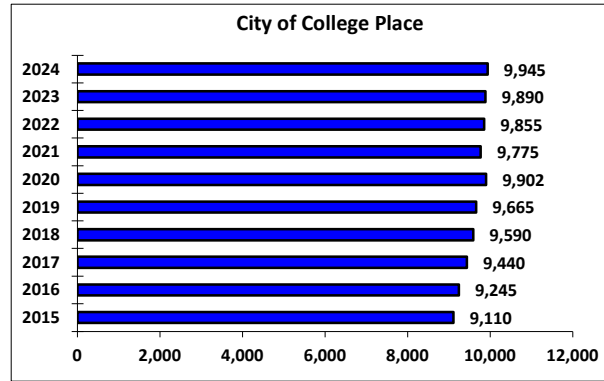
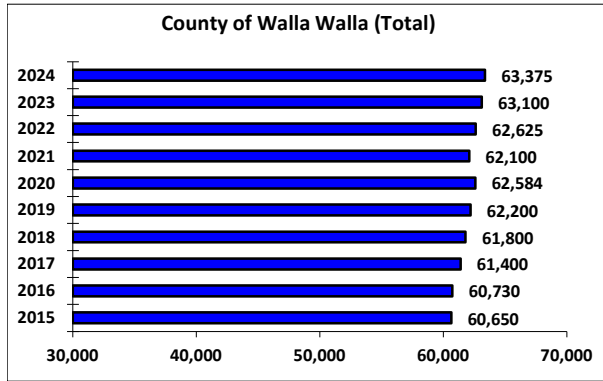




WALLA WALLA COUNTY POPULATION 2015 - 2024

	2015	2016	2017	2018	2019	2020	2021	2022	2023	2024	% Change 23 to 24
County of Walla Walla (Total)	60,650	60,730	61,400	61,800	62,200	62,584	62,100	62,625	63,100	63,375	0.44%
City of College Place	9,110	9,245	9,440	9,590	9,665	9,902	9,775	9,855	9,890	9,945	0.56%
City of Prescott	325	325	330	330	330	372	370	370	375	375	0.00%
City of Waitsburg	1,235	1,230	1,230	1,230	1,230	1,166	1,165	1,180	1,185	1,185	0.00%
City of Walla Walla	33,390	33,340	33,840	34,000	34,240	34,060	33,680	34,020	34,310	34,580	0.79%
County Unincorporated	16,590	16,590	16,560	16,650	16,735	17,084	17,110	17,200	17,340	17,290	-0.29%
% Change in County Population	0.83%	0.13%	1.10%	0.65%	0.65%	0.62%	-0.77%	0.85%	0.76%	0.44%	



2020 Census Population figure for Burbank 3,499, Touchet 485, and Wallula 140
 Population figures include prison population (Washington State Penitentiary - Capacity 2,158)
 Estimate from Office of Financial Management
 Prepared by: Port of Walla Walla - Updated : 08/01/2024