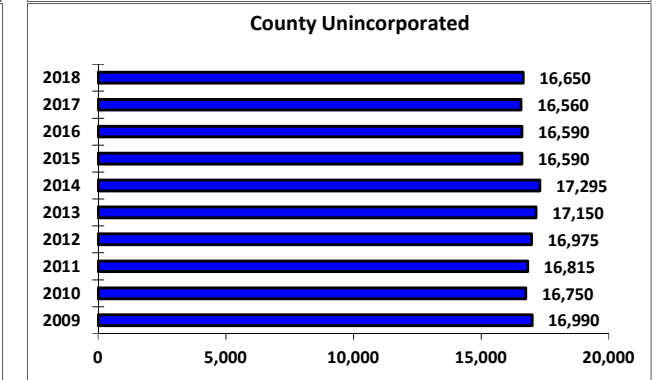
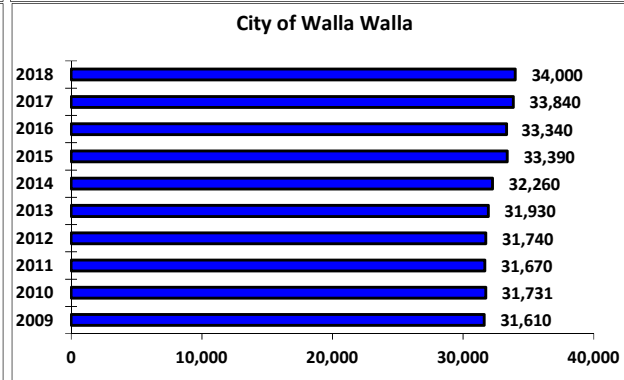
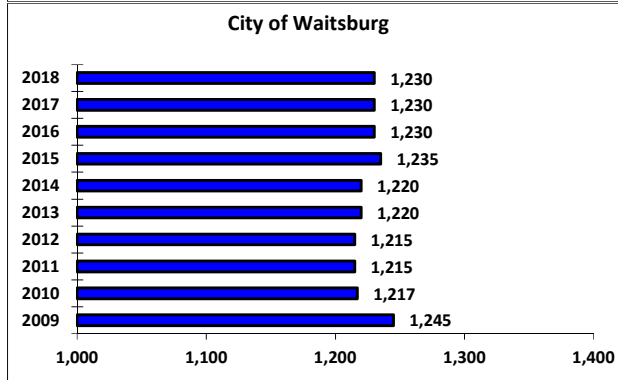
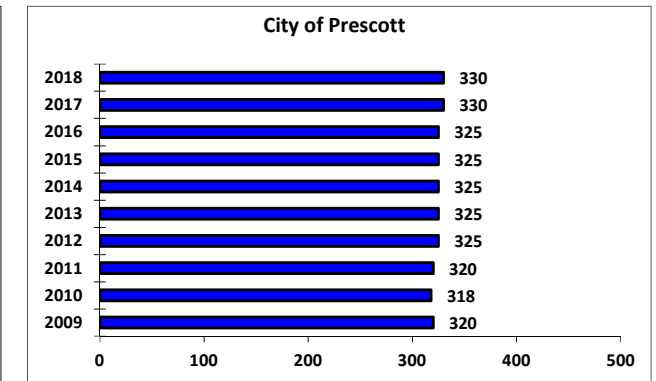
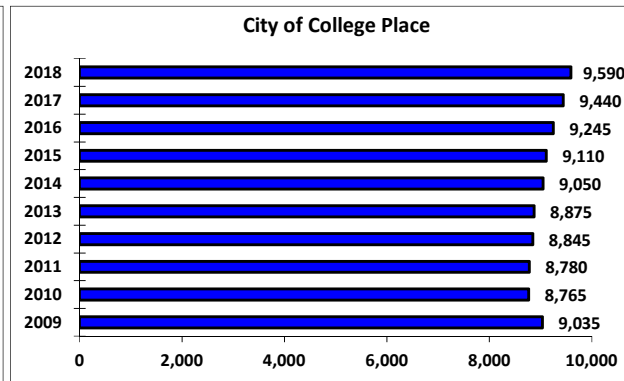
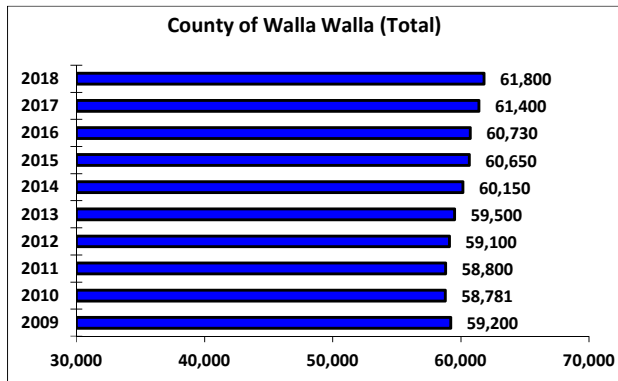




WALLA WALLA COUNTY POPULATION 2009- 2018

	2009	2010	2011	2012	2013	2014	2015	2016	2017	2018	% Change 17 to 18
County of Walla Walla (Total)	59,200	58,781	58,800	59,100	59,500	60,150	60,650	60,730	61,400	61,800	0.65%
City of College Place	9,035	8,765	8,780	8,845	8,875	9,050	9,110	9,245	9,440	9,590	1.59%
City of Prescott	320	318	320	325	325	325	325	325	330	330	0.00%
City of Waitsburg	1,245	1,217	1,215	1,215	1,220	1,220	1,235	1,230	1,230	1,230	0.00%
City of Walla Walla	31,610	31,731	31,670	31,740	31,930	32,260	33,390	33,340	33,840	34,000	0.47%
County Unincorporated	16,990	16,750	16,815	16,975	17,150	17,295	16,590	16,590	16,560	16,650	0.54%
% Change in County Population	1.21%	-0.71%	0.03%	0.51%	0.68%	1.09%	0.83%	0.13%	1.10%	0.65%	0.65%



2010 Census Population figure for Burbank 3,291, Touchet 421, and Wallula 179
 Population figures include prison population (approximately 2,300)
 Estimate from Office of Financial Management

Source: State of Washington, Office of Financial Management
 Prepared by: Port of Walla Walla (509) 525-3100 (Updated 6/30/2018)