



WHITMAN COLLEGE

Student Engagement Center

January 23rd, 2018

What is the SEC?

We connect Whitman students and alumni to the communities and experiences that help them cultivate their futures.



Career Development | Community Engagement | Experiential Learning



A vision of the future...

TEN SKILLS FOR THE FUTURE WORKFORCE



1 SENSE-MAKING

DEFINITION: *ability to determine the deeper meaning or significance of what is being expressed*



3 NOVEL & ADAPTIVE THINKING

DEFINITION: *proficiency at thinking and coming up with solutions and responses beyond that which is rote or rule-based*



5 COMPUTATIONAL THINKING

DEFINITION: *ability to translate vast amounts of data into abstract concepts and to understand data-based reasoning*



7 TRANSDISCIPLINARITY

DEFINITION: *literacy in and ability to understand concepts across multiple disciplines*



9 COGNITIVE LOAD MANAGEMENT

DEFINITION: *ability to discriminate and filter information for importance, and to understand how to maximize cognitive functioning using a variety of tools and techniques*



2 SOCIAL INTELLIGENCE

DEFINITION: *ability to connect to others in a deep and direct way, to sense and stimulate reactions and desired interactions*



4 CROSS-CULTURAL COMPETENCY

DEFINITION: *ability to operate in different cultural settings*



6 NEW-MEDIA LITERACY

DEFINITION: *ability to critically assess and develop content that uses new media forms, and to leverage these media for persuasive communication*



8 DESIGN MINDSET

DEFINITION: *ability to represent and develop tasks and work processes for desired outcomes*



10 VIRTUAL COLLABORATION

DEFINITION: *ability to work productively, drive engagement, and demonstrate presence as a member of a virtual team.*

Based on an article by [Institute for the Future](#).



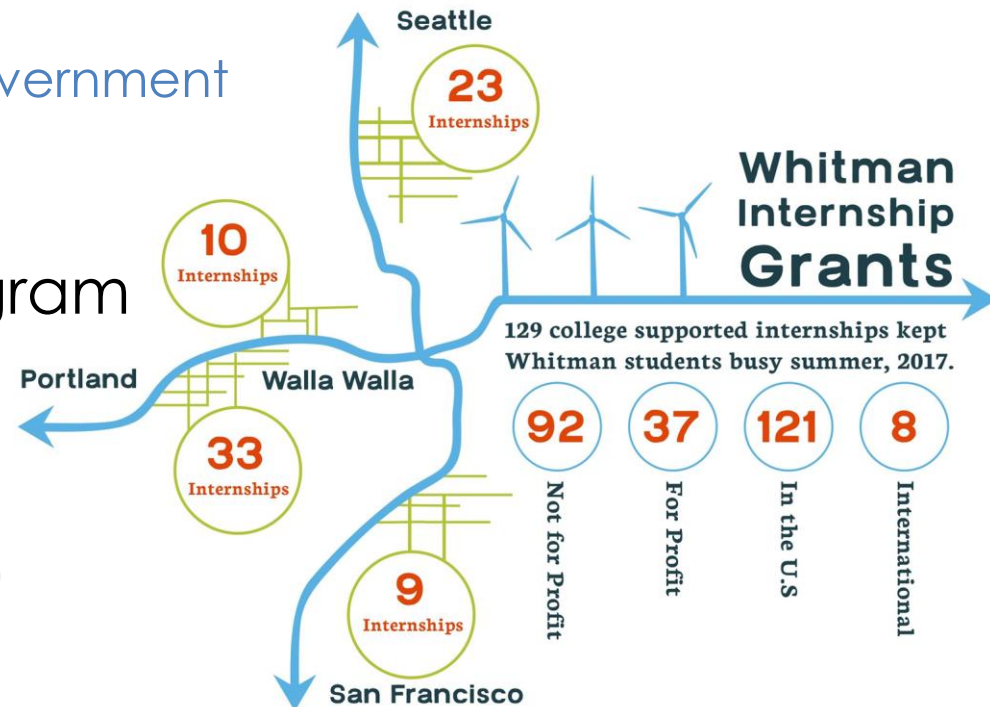
Program Highlights

- Community Service & School-Based Programs
 - 10 student-led programs
 - Partnering with local community organizations and schools
 - Federally funded academic support in the local schools
 - Weekly commitments, one day events, and immersive experiences during school breaks
 - Nearly 70% of students volunteer through these programs each year



Program Highlights

- Internships (student-driven)
 - Semester/Summer
 - Not for Profit/For Profit/Government
 - Paid/Unpaid
 - Whitman Internship Grant
- Community Fellow Program (organization-driven)
 - Year-long projects
 - High community impact
- Work Study (student-driven)
 - WSWS summer program
 - 7-8 summer internships
 - Reimbursed wages = 40-70%



Community Impact

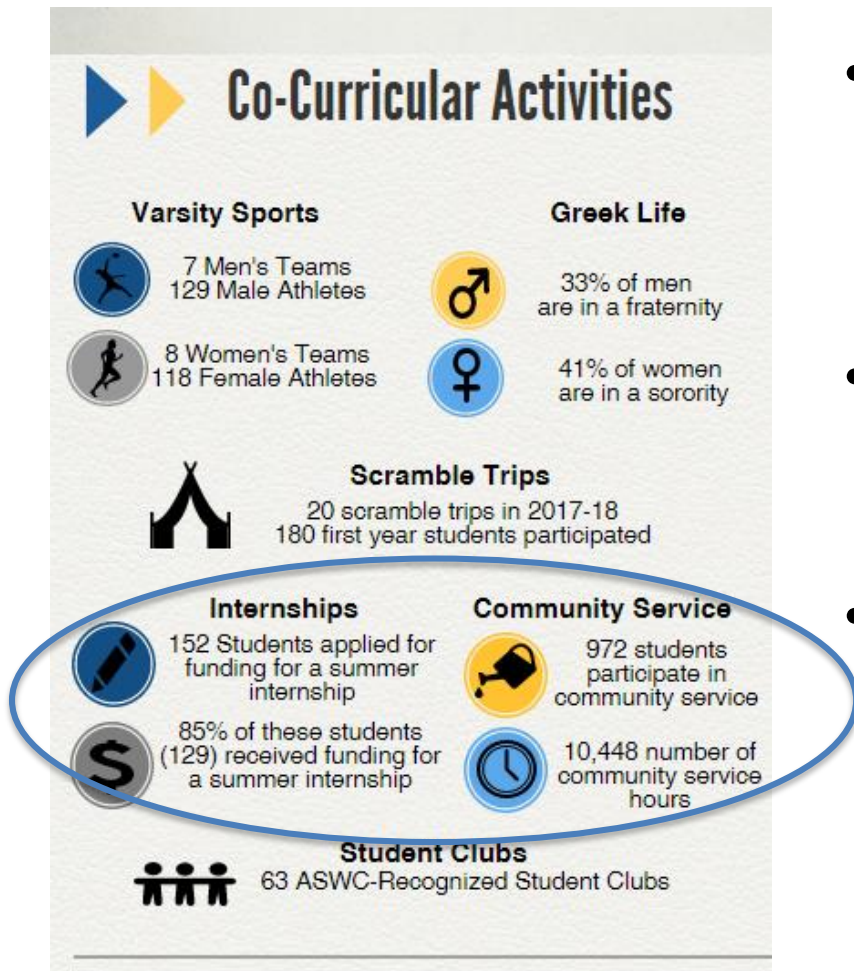
WALLA WALLA COMMUNITY REFLECTIONS ON

PARTNERING WITH
WHITMAN STUDENTS
EDAC 2018

Not for Profit | Business | Government



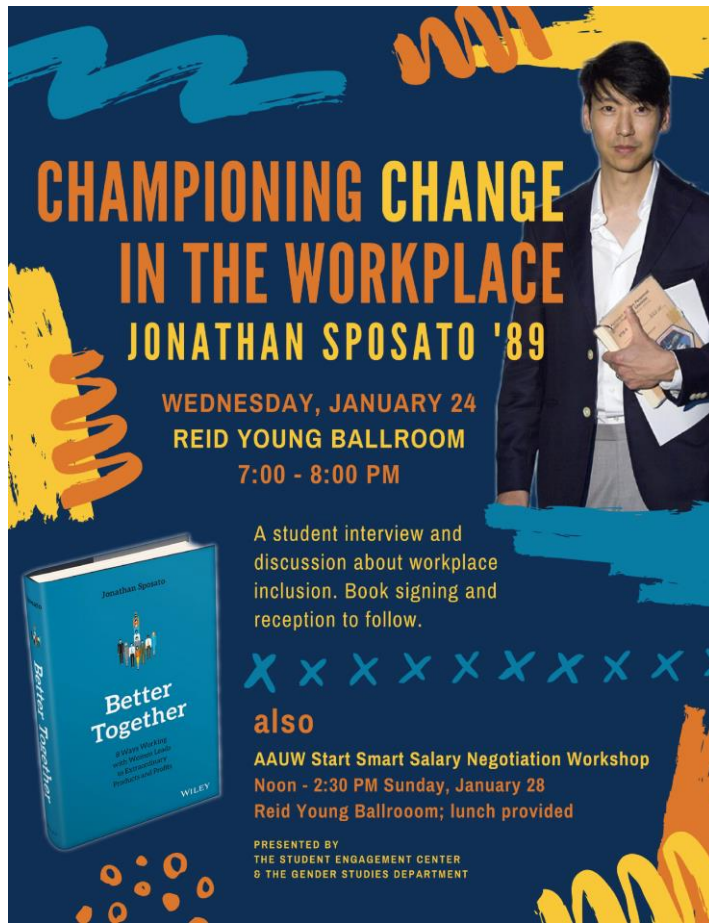
2016-2017 Economic Impact



- Community Service
 - 10,448.5 hours of service
 - Monetary value = \$252,230 (Independent Sector)
 - Community Fellow Program
 - 1980 hrs in 12 organizations
 - Labor value = \$23,760
 - Whitman Internship Grant
 - 56 local interns out of 150
 - Labor value = \$102,930
- Nearly \$380,000 in total



Upcoming events




**CHAMPIONING CHANGE
IN THE WORKPLACE**
JONATHAN SPOSATO '89

WEDNESDAY, JANUARY 24
REID YOUNG BALLROOM
7:00 - 8:00 PM

A student interview and discussion about workplace inclusion. Book signing and reception to follow.

also
AAUW Start Smart Salary Negotiation Workshop
Noon - 2:30 PM Sunday, January 28
Reid Young Ballroom; lunch provided

PRESENTED BY
THE STUDENT ENGAGEMENT CENTER
& THE GENDER STUDIES DEPARTMENT



GET YOUR PITCHES READY, WALLA WALLA

...for your shot at \$10,000!



www.pitchitww.com

Thursday 1/25/18 @ 5:30pm

Reid Campus Center, Whitman College

Information session for all local students



Connect with us



Victoria Wolff
Internship programs
Student advising
Internship partners
wolffv@whitman.edu



Susan Prudente
School-based programs
Student advising
School-based partners
prudensk@whitman.edu



Kim Rolfe
Business engagement
Recruiting
Networking programs
rolfekb@whitman.edu



Abby Seethoff
Marketing strategies
Campus outreach
Technology platforms
seethoar@whitman.edu



Abby Juhasz
Community-based programs
Student advising
Community-based partners
juhasza@whitman.edu



Gayle Townsend
Career development programs
Student advising
Alumni advising
townsegv@whitman.edu



Marisol Becerra
First point-of-contact
Student support
Administrative practices
becerrm@whitman.edu



Noah Leavitt
Community presence
Innovating programs
Staff leadership
leavitns@whitman.edu

<https://www.whitman.edu/student-life/student-engagement-center>

sec_info@whitman.edu,

509-527-5183

